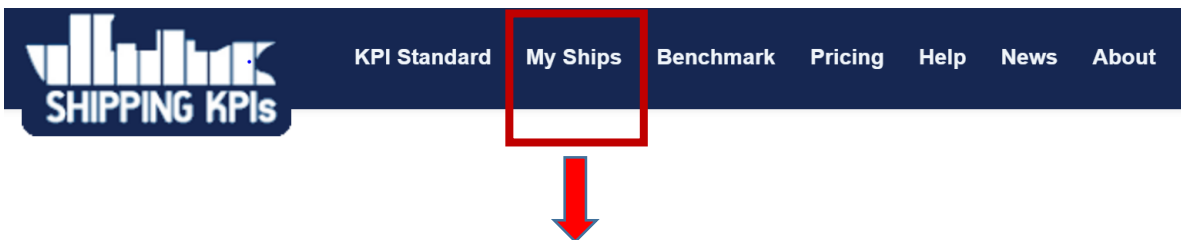


Homepage



Register to benchmark your fleet against 3274 industry ships!



Search

Quarter:

Fleet:

Ship or IMO No:

Search Function

Choose Quarter from drop box

Input Fleet name

Input Ship or IMO No

Add Ship

Name *

IMO Number *

Quarter *

☒ DOC Holder

☐ Draft

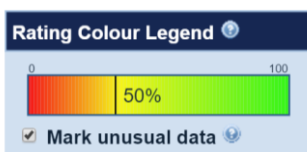
Add Ship Function

Input Ship name

IMO Number

Choose Quarter from drop box

Click Add



Color indicator function demonstrated whether KPIs is good

Actions

Export

Import

Request Access

PDF report

Actions Function

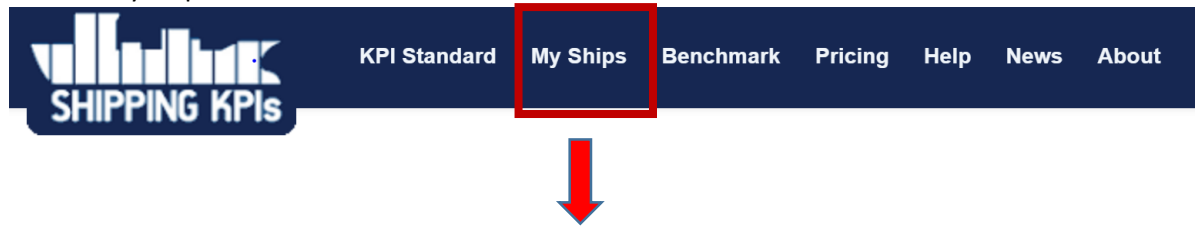
Can export or import to csv file

Request access for further detailed and information

Export to PDF report

1. Selecting ship and read available PI's information

Choose My Ships



In the left toolbar, there is search function. Click drop box to choose available quarter for your fleet

Search

Quarter: 2016-Q1

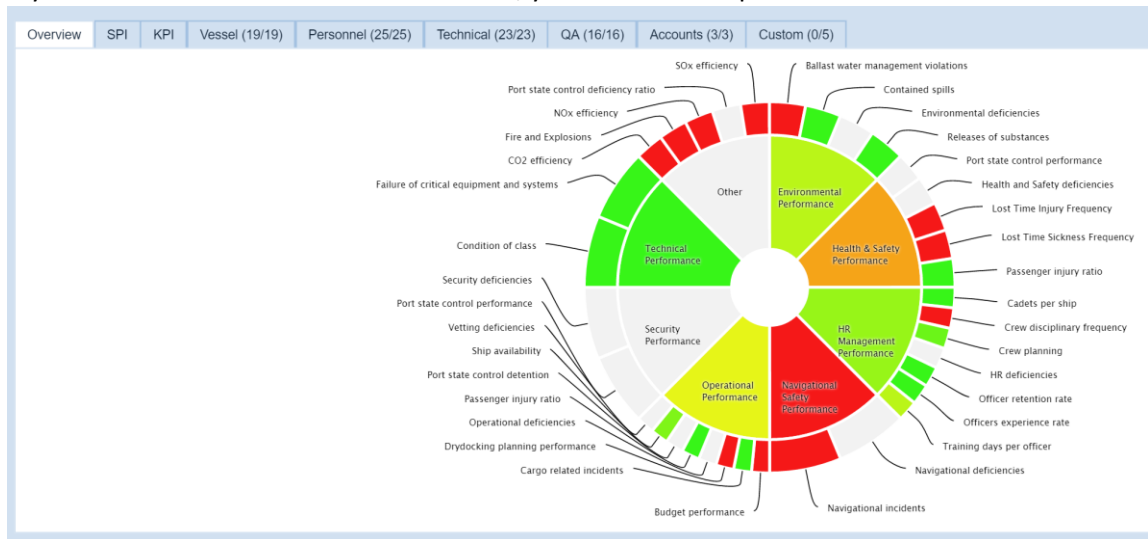
Fleet: My Vessels

Ship or IMO No:

After choosing available quarter, website will show this table. From this table, you can freely explore PI's information.

35 of 35 Ships <small>(click ship name to edit)</small>	Environmental	Health & Safety	HR Management	Navigational Safety	Operational	Security	Technical	Other
	Unassigned							
Vessel 273								
Vessel GM								
Vessel 540								
Vessel 53								
Vessel 55								
Vessel 56								
Vessel 62								
Vessel 64								
Vessel 91								
Vessel 114								
Vessel 155								
Vessel 185								
Vessel 187								
Vessel 194								
Vessel 198								
Vessel 239								
Vessel 249								
Test								
Vessel 294								
Vessel 298								
Vessel 307								
Vessel 319								
Vessel 327								
Vessel 332								
Vessel 356								
Vessel 359								
Vessel 364								
Vessel 371								
Vessel 141								
A test vessel								
SI Fabulous								
Vessel 141								
A test vessel								
SI Fabulous								
Vessel 188								

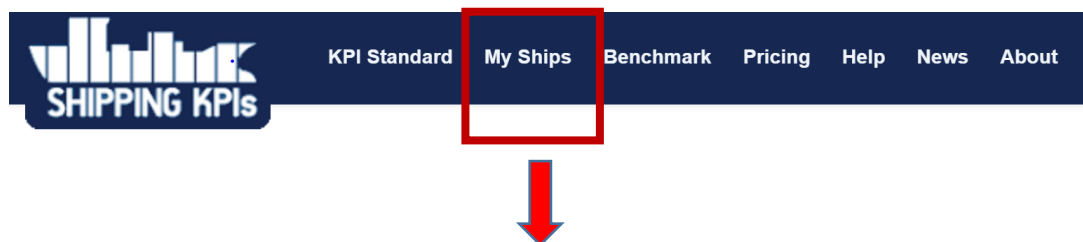
If you click on each vessel name on the left, you can view the performance data for that vessel



2. Export or Import csv file

a. Export function

From homepage, choose **My Ships**



On the left toolbar, choose **Export**



The Export Data page will look like the below image

From the left toolbar **Export**, input required data ("*" mark besides it) to export file

Export

File Format *

One row per ship

Quarter *

2016-Q1

Business Unit *

All My Ships

Include in export:

☒ **META**

☐ **CUSTOM**

☒ **PI**

☒ **KPI**

☒ **SPI**

Export!

or

[Go back to your ships!](#)

File format can be one row per ship or one column per ship

Choose quarter from drop box name **Quarter**

Choose **Business Unit**

Tick box: **Meta** for system PI, **Custom** for company custom PI.

Tick all PI, KPI and SPI for all PI or tick needed PI only.

Finally, click **Export**.

The export csv file will be automatically downloaded.

❖ One row per ship csv file with all PI will look like below pictures

Raw file

	A	B	C	D	E	F	G	H	I	J	K	L	M	N	O	P	Q
1	IMO_NUMBER	VESSEL_NAME	MANAGEMENT_TYPE	META001	META002	META003	META004	META005	META006	META007	META008	META009	META010	META011	META012	META013	META014
2	IMO No.	Vessel	Management Type	Length	Breadth	Depth	Draft	DWT	Speed	Entry into	Year build	Ship Type	Class Society	ISM Audit	ISM Auditor	ISM Issuer	ISPS

After processed by using text to column function in Excel: **Data** tab > Choose 1 column > **Text to Columns** > Delimited > Tick **All** and **Comma** > Finish

	A	B	C	D	E	F	G	H	I	J	K	L	M	N
1	IMO_NUM	VESSEL_NAME	MANAGEMENT_TYPE	META001	META002	META003	META004	META005	META006	META007	META008	META009	META010	META011
2	IMO No	Vessel	Management Type	Length	Breadth	Depth	Draft	DWT	Speed	Entry into	Year build	Ship Type	Class Socie	ISM Audit
3	1235467	Vessel GM	DOC HOLDER	3	3	3	3	3	3	3	3	3 BULK_CARRIER	ABS	BV
4	7561243	Test	DOC HOLDER	1	1	1	1	1	1	1	1	1 BULK_CARRIER	ABS	ABS
5	9872540	Vessel 540	DOC HOLDER	58	0	1	1	152719	12	2011	1971	CONTAINER_SHIP	RINA	BV
6	9872541	Vessel 53	DOC HOLDER	54	15	3	3	158580	12	2005	1995	OTHER	KR	CCS
7	9872542	Vessel 55	DOC HOLDER	57	1	3	2	321450	10	2005	1987	CONTAINER_SHIP	IRS	DNV
8	9872543	Vessel 58	DOC HOLDER	16	14	3	3	306858	22	2000	1973	PASSENGER_SHIP	GL	ABS
9	9872544	Vessel 62	DOC HOLDER	24	0	4	5	210018	0	2001	1970	PASSENGER_SHIP	NKK	DNV
10	9872545	Vessel 64	DOC HOLDER	22	8	5	5	307577	2	2010	1977	OTHER	ABS	CCS
11	9872546	Vessel 91	DOC HOLDER	59	0	1	3	267262	22	2010	1981	OTHER	IRS	NKK
12	9872547	Vessel 114	DOC HOLDER	54	2	3	1	6570	32	2000	1981	OTHER	RS	RS
13	9872548	Vessel 155	DOC HOLDER	54	6	0	3	119153	5	2002	1986	OTHER	RS	DNV
14	9872549	Vessel 185	DOC HOLDER	37	1	3	3	161654	3	2009	1993	CONTAINER_SHIP	ABS	CCS
15	9872550	Vessel 187	DOC HOLDER	38	8	0	2	159927	16	2007	1990	PASSENGER_SHIP	CCS	RS
16	9872551	Vessel 194	DOC HOLDER	19	2	2	3	299363	7	2000	2008	CONTAINER_SHIP	OTHER	GL
17	9872552	Vessel 198	DOC HOLDER	46	15	4	5	133643	3	2002	2004	TANKER	ABS	OTHER
18	9872553	Vessel 239	DOC HOLDER	7	3	3	5	296230	28	2005	1988	OTHER	RINA	IRS
19	9872554	Vessel 249	DOC HOLDER	54	12	0	4	316816	0	2009	2004	OTHER	ABS	IRS
20	9872555	Vessel 273	DOC HOLDER	10	12	4	2	288781	24	2007	2009	PASSENGER_SHIP	LR	IRS
21	9872556	Vessel 294	DOC HOLDER	9	7	1	4	8573	1	2006	2009	TANKER	ABS	BV
22	9872557	Vessel 298	DOC HOLDER	37	1	4	1	40023	19	2009	1992	GAS_CARRIER	GL	GL
23	9872558	Vessel 307	DOC HOLDER	38	3	5	2	323413	2	2001	2002	GAS_CARRIER	OTHER	CCS
24	9872559	Vessel 319	DOC HOLDER	3	14	2	1	206907	8	2010	1976	OTHER	GL	LR
25	9872560	Vessel 327	DOC HOLDER	15	1	2	3	331886	3	2005	1976	CONTAINER_SHIP	RS	BV
26	9872561	Vessel 332	DOC HOLDER	11	9	3	4	30142	6	2000	1980	CONTAINER_SHIP	CCS	LR
27	9872562	Vessel 356	DOC HOLDER	44	13	2	3	215343	3	2003	1972	BULK_CARRIER	NKK	ABS
28	9872563	Vessel 359	DOC HOLDER	3	6	4	1	196408	25	2004	1997	GAS_CARRIER	LR	NKK
29	9872564	Vessel 364	DOC HOLDER	29	14	5	2	265563	22	2001	1987	TANKER	NKK	RINA
30	9872565	Vessel 371	DOC HOLDER	18	5	2	2	221000	24	2005	1991	PASSENGER_SHIP	IRS	LR

❖ One column per ship csv file with all PI will look like below pictures

Raw file

	A	B	C	D	E	F	G	H	I	J	K	L
1	IMO_NUMBER,"IMO No",	"1235467",	"7561243",	"9872540",	"9872541",	"9872542",	"9872543",	"9872544",	"9872545",	"9872546",	"9872547",	"9872548",
2	VESSEL_NAME,"Vessel",	"Vessel GM",	"Test",	"Vessel 540",	"Vessel 53",	"Vessel 55",	"Vessel 58",	"Vessel 62",	"Vessel 64",	"Vessel 91",	"Vessel 92",	"Vessel 93",
3	MANAGEMENT_TYPE,"Management Type",	"DOC_HOLDER",	"DOC_HOLDER",	"DOC_HOLDER",	"DOC_HOLDER",	"DOC_HOLDER",	"DOC_HOLDER",	"DOC_HOLDER",	"DOC_HOLDER",	"DOC_HOLDER",	"DOC_HOLDER",	"DOC_HOLDER",
4	META001,"Length",	3,1,58,54,57,16,24,22,59,54,54,37,38,19,46,7,54,10,9,37,38,3,15,11,44,3,29,18,,,,,										
5	META002,"Breadth",	3,1,0,15,1,14,0,8,0,2,6,1,8,2,15,3,12,12,7,1,3,14,1,9,13,6,14,5,45,,,45,,,57										
6	META003,"Depth",	3,1,1,3,3,4,5,1,3,0,3,0,2,4,3,0,4,1,4,5,2,2,3,2,4,5,2,4,,,4,,,4										
7	META004,"Draft",	3,1,1,3,2,3,5,5,3,1,3,3,2,3,5,5,4,2,4,1,2,1,3,4,3,1,2,2,2,,,2,,,5										
8	META005,"DWT",	3,1,152719,158580,321450,306858,210018,307577,267262,6570,119153,161654,159927,299363,133643,296230,,										
9	META006,"Speed",	3,1,12,12,10,22,0,2,22,32,5,3,16,7,3,28,0,24,1,19,2,8,3,6,3,25,22,24,280544,,,280544,,,118198										
10	META007,"Entry into Management",	3,1,2011,2005,2005,2000,2001,2010,2010,2000,2002,2009,2007,2000,2002,2005,2009,2007,200										
11	META008,"Year build",	3,1,1971,1995,1987,1973,1970,1977,1981,1981,1986,1993,1990,2008,2004,1988,2004,2009,2009,1992,2002,										
12	META009,"Ship Type",	BULK_CARRIER,BULK_CARRIER,CONTAINER_SHIP,OTHER,CONTAINER_SHIP,PASSENGER_SHIPS,PASSENGER_SHIF										
13	META010,"Class Society",	ABS,ABS,RINA,KR,IRS,GL,NKK,ABS,IRS,RS,RS,ABS,CCS,OTHER,ABS,RINA,ABS,LR,ABS,GL,OTHER,GL,RS,CCS,NKK,I										
14	META011,"ISM Auditor",	BV,ABS,BV,CCS,DNV,ABS,DNV,CCS,NKK,RS,DNV,CCS,RS,GL,OTHER,IRS,IRS,IRS,BV,GL,CCS,LR,BV,LR,ABS,NKK,RIN										
15	META012,"ISM Issuer",	ABS,ABS,BV,RINA,LR,KR,ABS,KR,GL,CCS,RS,BV,OTHER,GL,OTHER,RINA,NKK,CCS,LR,OTHER,KR,IRS,RS,ABS,CCS,GL,										
16	META013,"ISPS Issuer",	ABS,ABS,NKK,OTHER,KR,CCS,NKK,ABS,ABS,CCS,RINA,CCS,IRS,OTHER,OTHER,NKK,ABS,OTHER,ABS,DNV,RINA,LR,I										
17	META014,"P&I Club",	STANDARD,AMERICAN,SWEDISH,STEAMSHIP,WEST,STANDARD,STANDARD,GARD,SOUTH,BRITANIA,KOREA,KORE,										
18	META015,"Trading Areas",	ASIA,AFRICA,SOUTH AMERICA,SOUTH AMERICA,EUROPE,AFRICA,EUROPE,MIDDLE_EAST,AFRICA,MIDDLE_EA										
19	META016,"H&M",	WILLIS,CODAN,CODAN,CODAN,LLOYDS,IUMI,OTHER,GARD,OTHER,LLOYDS,CODAN,CODAN,IUMI,NORWEGIAN_HULI										
20	META017,"Nationality Senior Officers",	AF,AX,CY,EE,GB,DE,PH,PH,DE,GR,PH,PH,LV,DK,CY,GR,LV,EE,LV,MY,DK,AU,DK,LV,PH,GR,MY,AU,,,										
21	META018,"Nationality Junior Officers",	AF,AF,MY,CY,GR,LV,LV,AU,AU,MY,GR,DK,MY,PH,EE,PH,EE,CY,CY,PH,GB,DE,CY,LV,EE,MY,EE,LV,AI										

After processed by using text to column function in Excel: **Data** tab > Choose 1 column > **Text to Columns** > **Delimited** > Tick **All** and **Comma** > **Finish**

	A	B	C	D	E	F	G	H	I	J	K
1	IMO_NUM	IMO No	1235467	7561243	9872540	9872541	9872542	9872543	9872544	9872545	9872546
2	VESSEL_NA	Vessel	Vessel GM	Test	Vessel 540	Vessel 53	Vessel 55	Vessel 58	Vessel 62	Vessel 64	Vessel 91
3	MANAGEMENT	Management Type	DOC_HOL	DOC_HOL	DOC_HOL	DOC_HOL	DOC_HOL	DOC_HOL	DOC_HOL	DOC_HOL	DOC_HOL
4	META001	Length	3	1	58	54	57	16	24	22	59
5	META002	Breadth	3	1	0	15	1	14	0	8	0
6	META003	Depth	3	1	1	3	3	3	4	5	1
7	META004	Draft	3	1	1	3	2	3	5	5	3
8	META005	DWT	3	1	152719	158580	321450	306858	210018	307577	267262
9	META006	Speed	3	1	12	12	10	22	0	2	22
10	META007	Entry into Management	3	1	2011	2005	2005	2000	2001	2010	2010
11	META008	Year build	3	1	1971	1995	1987	1973	1970	1977	1981
12	META009	Ship Type	BULK_CAR	BULK_CAR	CONTAINER	OTHER	CONTAINER	PASSENGER	PASSENGER	OTHER	OTHER
13	META010	Class Society	ABS	ABS	RINA	KR	IRS	GL	NKK	ABS	IRS
14	META011	ISM Auditor	BV	ABS	BV	CCS	DNV	ABS	DNV	CCS	NKK
15	META012	ISM Issuer	ABS	ABS	BV	RINA	LR	KR	ABS	KR	GL
16	META013	ISPS Issuer	ABS	ABS	NKK	OTHER	KR	CCS	NKK	ABS	ABS
17	META014	P&I Club	STANDARD	AMERICAN	SWEDISH	STEAMSHIP	WEST	STANDARD	STANDARD	GARD	SOUTH
18	META015	Trading Areas	ASIA	AFRICA	SOUTH AM	SOUTH AM	EUROPE	AFRICA	EUROPE	MIDDLE_E	AFRICA
19	META016	H&M	WILLIS	CODAN	CODAN	CODAN	LLOYDS	IUMI	OTHER	GARD	OTHER
20	META017	Nationality Senior Officers	AF	AX	CY	EE	GB	DE	PH	PH	DE
21	META018	Nationality Junior Officers	AF	AF	MY	CY	GR	LV	LV	AU	AU

- b. Import function
From homepage, choose **My Ships**

On the left toolbar, choose **Import**



The Import Data page will look like below picture. It includes **Import tool bar** and **Import History table**

The 'Import Data' page is shown. On the left is the 'Import' tool bar with fields for 'File Format' (One row per ship), 'Quarter' (2016-Q1), 'Select business unit' (Use from file), and a 'Select file' button (labeled 'Select files...'). Below these is an 'Import!' button and a 'Go back to your ships!' link. The main area contains instructions about CSV formats and a table titled 'Import History' with columns 'Import Date', 'Quarter', and 'User'.

The 'Import' form is shown. It includes a 'File Format' dropdown (One row per ship), a 'Quarter' dropdown (2016-Q1), a 'Select business unit' dropdown (Use from file), and a 'Select file' section with a 'Select files...' button highlighted by a red box. Below this is an 'Import!' button and a 'Go back to your ships!' link.

File format can be one row per ship or one column per ship

Choose quarter from drop box name **Quarter**

Choose **Business Unit**

Click **Select files** box to upload file from your computer
File browser window will be opened
Choose wanted file
Click Open

Click **Import** to upload your file